

SEC³URE Host Admin | Facility Radiation Safety



Since vendor representatives and other occupational visitors serve multiple facilities, they are often overlooked in healthcare radiation safety programs. This inadvertent safety gap leaves facilities, vendor reps, and vendor companies at risk. The IntelliCentrics SEC³URE Radiation Safety Program closes this critical safety gap with training and automated dosimeter monitoring so you remain up-to-date and informed with quarterly occupational exposure levels.

These pages provide guidance to setup and use SEC³URE tools for effectively monitoring radiation safety in facilities.

Features for SEC³URE Radiation Safety:

- ☐ [HCIR / Rep Scope of Service](#)
- ☐ [Set Credential Requirements by Environmental Exposure](#)
- ☐ [Set Credential Requirements by Rep Category](#)
- ☐ [Rep Dashboard – View Existing Credentials: Radiation Exposure](#)
- ☐ [Rep Dashboard – Outstanding Requirements](#)
- ☐ [Set Policy Requirements by Environmental Exposure](#)
- ☐ [Rep Compliance Report: Reps Exposed to Radiation](#)
- ☐ [Credential / Policy Expiry Report](#)
- ☐ [Facility Radiation Exposure Report](#)



We highly recommend all facility host administrators and Radiation Safety Officers consult first with the IntelliCentrics Host Support team before setting environmental exposure requirement factors for HCIR / Rep populations.

Additional Resources for Implementing Facility Radiation Safety:



[SEC³URE Radiation Safety Program](#) | *MP4 Video | 3 minutes

This video introduces facility administrators and healthcare industry reps to the SEC³URE Radiation Safety Program.



[SEC³URE Radiation Safety for Facility Administrators FAQ](#) | *PDF

This document helps answer basic radiation safety questions and questions concerning HCIR / Rep dosimeter monitoring.

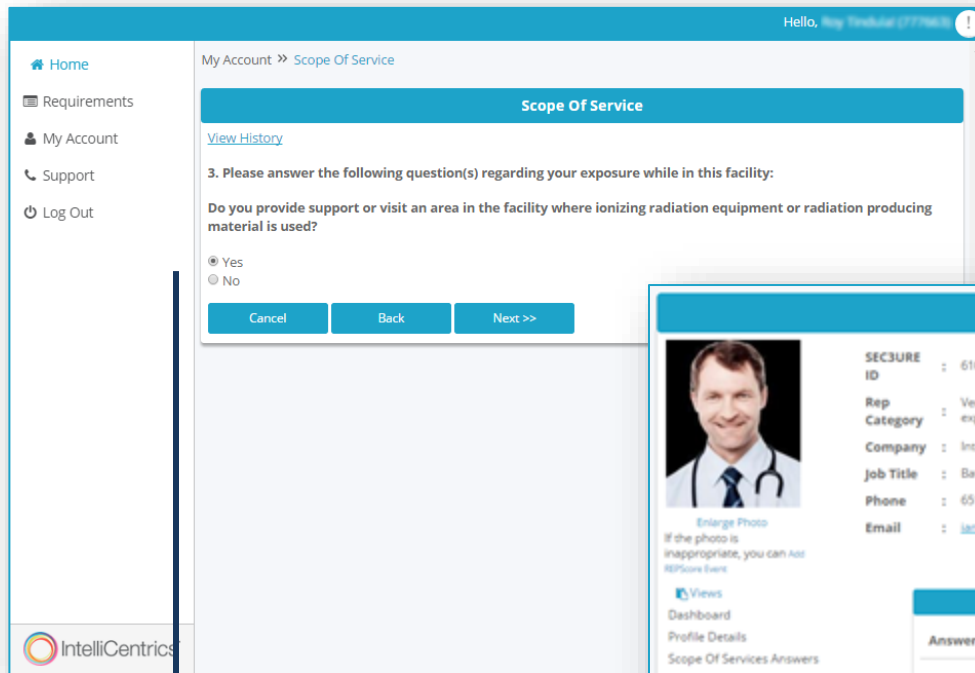


SEC³URE Radiation Safety Program: [Facility HCIR Monitoring Policy Template](#) | *PDF

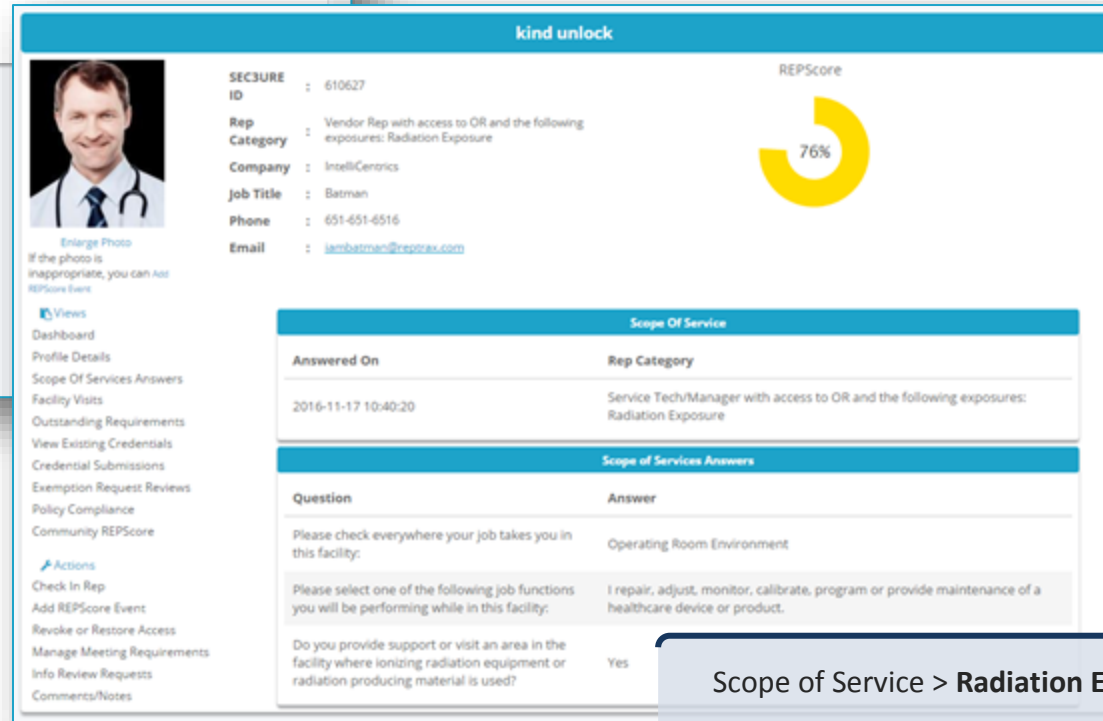
The Facility HCIR Monitoring Policy Template will help your facility fill safety gaps by enacting radiation safety for your occupational HCIR population.

HCIR / Rep Scope of Service Questionnaire:

HCIRs / Reps indicate their potential for being exposed to ionizing radiation as part of their initial and yearly Scope of Service SEC³URE questionnaire. This helps ensure HCIRs/Reps are properly identifying their potential for occupational environmental ionizing radiation exposure.



Do you provide support or visit an area in the facility where ionizing radiation equipment or radiation producing material is used?



| Scope Of Service | |
|---------------------|--|
| Answered On | Rep Category |
| 2016-11-17 10:40:20 | Service Tech/Manager with access to OR and the following exposures: Radiation Exposure |

| Scope of Services Answers | |
|---|---|
| Question | Answer |
| Please check everywhere your job takes you in this facility: | Operating Room Environment |
| Please select one of the following job functions you will be performing while in this facility: | I repair, adjust, monitor, calibrate, program or provide maintenance of a healthcare device or product. |
| Do you provide support or visit an area in the facility where ionizing radiation equipment or radiation producing material is used? | Yes |

Scope of Service > Radiation Exposure

To review a HCIR / Rep's Scope of Service answers, access her/his Rep Dashboard. From SEC³URE Home:

- Select **REPsearch**
- Enter HCIR / Rep's info and then **Search >>**
- Select a **Name** under *Search Results*
- The Rep's Dashboard opens.
Select **Scope of Services Answers**

This will confirm if the HCIR / Rep will need to fulfill your facility's Radiation Exposure requirements.

Set Credential Requirements – By Environmental Exposure:

Facility Host Administrators may set radiation exposure requirements to encompass entire facilities. These settings, together with any HCIR / Rep who answers “Yes” to their Environmental Exposure *Scope of Service* surveys, will then be required before entering your facilities.

IntelliCentrics Facility Area

Welcome: [username] Logout

- Host Support Specialist: 214-222-7434, Option 3: hostsupport@intellcentrics.com
- Inside Sales: 214-222-7434, Option 6: sales@intellcentrics.com
- Implementation Team: 214-222-7434, Option 7: implementationteam@intellcentrics.com
- Concierge Overview: [Not on File](#)

Home Profile REP Profile REP Profile Administration Visitor Management Help & Resources

Credential Requirements

Credential Requirements

Check required to sub

Community specific rep each creden

Requirement but they will

Requirement Enforcement Date: 2015-12-01

Requirements Grace Days: 30

Requirements Last Updated By: [username] on 2015-12-19 15:14:49

Exemption Request Policy: Do not accept these credentials for entry until review is completed (most secure)

Please note: All credentials are reviewed for completeness and accuracy. Credentials are not primary-source verified.

| Required | Not Required | Environmental Exposure Credentials Required | Community % | Kiosk Enforcement Date |
|-------------------------------------|--------------------------|---|-------------|------------------------|
| <input checked="" type="checkbox"/> | <input type="checkbox"/> | Radiation Safety Training [?] | | % |

| Required | Not Required | Environmental Exposure Credentials Required | Kiosk Enforcement Date |
|-------------------------------------|--------------------------|---|------------------------|
| <input checked="" type="checkbox"/> | <input type="checkbox"/> | Radiation Exposure [?] | 2015-12-19 |
| <input checked="" type="checkbox"/> | <input type="checkbox"/> | Radiation Safety Training [?] | 2015-12-19 |

Return To Top >>

Update Requirements >>

From your SEC³URE Home:

- Pull down the **Administration** menu and then select **Credential Requirements**
- Select **Set Requirements by Exposure Factor >>** button (or scroll all the way to the bottom of the page)
- Under the *Radiation Exposure* section, select either:
 - Radiation Exposure (monitoring)** credential
 - Radiation Safety Training** credential
- Go back to the top of the page and then set the **Requirement Enforcement Date**
- Choose the number of **Requirements Grace Days**
- Set the **Exemption Request Policy**
- Select the **Update Requirements >>** button

HCIRs / Reps attached to your facilities who answer “Yes” to the radiation exposure question in their *Scope of Service* surveys will now be required to complete the training (if selected) and/or be monitored for radiation exposure.

IntelliCentrics provides a Radiation Exposure Package for \$199 annually.

KEY TIP: Because this will impact your HCIR / Rep population, we highly recommend you contact IntelliCentrics Host Support before updating any changes to your credential requirements.

Set facility's environmental factor
Radiation Exposure

Set Credential Requirements – By Rep Category:

Facility Host Administrators may set radiation exposure requirements for specific HCIR / Rep categories who work in areas specifically where medical radiation is used.

IntelliCentrics Facility Area

Welcome: lyncal branch (ID: 778557) | Logout

Host Support Specialist: 214-222-7484, Option 3 | hostsupport@intellcentrics.com
Inside Sales: 214-222-7484, Option 9 | sales@intellcentrics.com
Implementation Team: 214-222-7484, Option 7 | implementationteam@intellcentrics.com
Concierge Overview: On File

Home | Profile | REPtools | REPscore | Administration | Visitor Management | Help & Resources

Credential Requirements

- Manage Users
- Manage Credential Overrides
- Manual Check-In Options
- Facility Branding Options
- Credential Requirements**
- Exemption Request Reviews
- Policy Generator
- New Policy Generator
- Meeting Generator
- Info Review Generator
- Kiosks
- Facility Time Zones
- Email/Text Notifications
- Facility Setup Wizard

Check requirements for each rep category and click Update Requirements to save. Reps will also be notified of credential requirements here.

Set Requirements by Exposure Factor >>>

Update Requirements >>>

Requirement Enforcement Date 2016-11-01 (yyyy-mm-dd)

Requirements Grace Days 45 • Number of days given to all affected reps to submit new credentials checked after your initial Requirement Enforcement Date. Grace day changes will apply to ALL new credentials or changes to existing credentials. Grace days can be updated at any time. Email communications to the rep will begin immediately. System- and division- level administrators have the ability to override and change a facility's ability to use this feature.

Requirements Last Updated By Jason McGee (ID: 632181) on 2016-11-15 17:36:06 (changes tracked since Feb 26th, 2009)

Exemption Request Policy

Reps may submit exemption requests for some credentials, but they must be reviewed by you before they are valid for access. They are detailed here: [Exemption Request Reviews](#)

☐ Do not accept these credentials for entry until review is completed (most secure)
☒ Accept these credentials as valid while they are waiting for review

Please note: All credentials are reviewed for completeness and accuracy. Credentials are not primary-source verified.

Vendor Rep with access to OR

| Vaccination & Medical Credentials Required | Community % | Kiosk Enforcement Date |
|---|-------------|------------------------|
| <input checked="" type="checkbox"/> Chicken Pox [?] | 96% | 2012-09-27 |
| <input checked="" type="checkbox"/> Hepatitis B [?] | 83% | 2012-09-27 |
| <input type="checkbox"/> National Patient Safety Goals Training [?] | 3% | |
| <input checked="" type="checkbox"/> O.R. Protocol Training [?] | 82% | 2012-09-27 |

Environmental Exposure Credentials Required

| | Community % | Kiosk Enforcement Date |
|---|-------------|------------------------|
| <input checked="" type="checkbox"/> Radiation Exposure [?] | 0% | |
| <input checked="" type="checkbox"/> Radiation Safety Training [?] | 2% | |

From your SEC³URE Home:

- Pull down the **Administration** menu and then select **Credential Requirements**
- Scroll to each HCIR / Rep Category who should be required to either be monitored for *Radiation Exposure* or complete *Radiation Safety Training* (or both)
- Under *Environmental Exposure Credentials Required* sections, select either:
 - Radiation Exposure (monitoring)** credential
 - Radiation Safety Training** credential
- Go back to the top of the page and then set the **Requirement Enforcement Date**
- Choose the number of **Requirements Grace Days**
- Set the **Exemption Request Policy**
- Select the **Update Requirements >>** button

When you set the *Radiation Exposure* credential requirement under any of the Rep Categories, those HCIRs / Reps will then need to purchase Radiation Dosimeter Monitoring.

IntelliCentrics provides a Radiation Exposure Package for \$199 annually.

KEY TIP: Because this will impact your HCIR / Rep population, we highly recommend you contact IntelliCentrics Host Support before updating any changes to your credential requirements.

Set Rep Category Credential Requirement for **Radiation Exposure**

Rep Dashboard – View Existing Credentials: Radiation Exposure:

Use the Rep Dashboard to quickly review an HCIR's quarterly, yearly, and lifetime radiation exposure levels. This is also used to review the Rep's existing credential documentation.

The screenshot shows the IntelliCentrics Facility Area Rep Dashboard. On the left, the 'REPsearch' tab is active, displaying search results for 'Bruce Wayne' with SEC³URE ID 610627. A callout box points to the 'Name' column in the search results, stating: 'REPsearch >> Select **Name** under Search Results'. The main dashboard area shows the profile for Bruce Wayne, including his photo, SEC³URE ID, Rep Category, Company, Job Title, Phone, and Email. A 'View Existing Credentials' link is highlighted in the left sidebar. A callout box points to this link, stating: 'Select Existing Credentials and then Credential Details'. The 'View Existing Credentials' page shows a table of credentials. The 'Radiation Exposure' credential is selected, showing details such as Name, Document, Status, Report Date, and various exposure levels (Quarterly, YTD, LIFE) for Deep, Eye, and Shallow. A callout box points to the 'Radiation Exposure' credential, stating: 'The Radiation Exposure Details provides you with the HCIR's / Rep's Quarterly, Year-to-date, and Lifetime dose equivalent readings (in mRem). The table will alert you if the HCIR / Rep has received either a level 2 (yellow) or Level 3 (red) in the previous quarter or year.' The radiation exposure details are displayed in a table with columns for Quarter and Year, and rows for Deep, Eye, and Shallow exposure levels. Each cell contains a green box with the number '10' and the text 'ALARM Threshold'. A note at the bottom states: 'The color coding of Levels is based upon US Nuclear Regulatory Commission (NRC) and Occupational Safety, Health Administration (OSHA) guidelines. The colors do not impact the ability of the HCIR to gain access to facilities. Facility access and compliance for Radiation Exposure is based upon an active.'

From SEC³URE Home:

- Select **REPsearch**
- Enter HCIR / Rep's info and then **Search >>**
- Select a **Name** under *Search Results*
- The Rep's Dashboard opens.
Select **View Existing Credentials**
- Look for the *Radiation Exposure* credential in the table under *Document Attributes*. Select the **Details** link.

The *Radiation Exposure Details* provides you with the HCIR's / Rep's Quarterly, Year-to-date, and Lifetime dose equivalent readings (in mRem). The table will alert you if the HCIR / Rep has received either a level 2 (yellow) or Level 3 (red) in the previous quarter or year.

KEY TIP: Use the Type-ahead Search to filter the list of credentials to "Rad" (*Radiation Safety*).

Rep Dashboard – Outstanding Requirements:

Use the HCIR / Rep Dashboard to review facility access and any **Outstanding Requirements**. This is where you go to look if the HCIR / Rep has not fulfilled either the *Radiation Exposure* (monitoring) or *Radiation Training* credential requirements.

From SEC³URE Home:

- Select **REPsearch**
- Enter HCIR / Rep's info and then **Search >>**
- Select a **Name** under *Search Results*
- The Rep's Dashboard opens.
Select **Outstanding Requirements**

Under the specific facility, look for either *Radiation Exposure* or *Radiation Training* credentials in the table under *Outstanding Requirements*.

KEY TIP: Use the Type-ahead Search to filter the list of credentials to "Rad" (*Radiation Safety*) or by facility name.

The screenshot shows the IntelliCentrics Facility Area interface. On the left, the 'REPsearch' dropdown menu is open, showing options like 'Check Rep In or Out', 'Find Rep by Email Address', and 'REPsearch'. The 'REPsearch' option is selected. Below this, a search form is visible with fields for First Name, Last Name, Company, SEC³URE ID #, Product/Service, Exact Match, and Revoked Access. The search results show one entry: 'Bruce Wayne' with SEC³URE ID 610627. A callout box points to this result with the text: 'REPsearch >> Select Name under Search Results'.

The main part of the screenshot shows the Rep Dashboard for 'Bruce Wayne'. It includes a profile picture, a 'kind unlock' status, and a 'REPScore' of 76%. Below this, the 'Outstanding Requirements' section is highlighted. A callout box points to this section with the text: 'Outstanding Requirements'. The 'Outstanding Requirements' table lists facilities and their associated requirements. A callout box points to the 'Radiation Exposure' requirement for 'Sacred Alaska Regional (Sales Demo)' with the text: 'Look for Radiation Exposure under Outstanding Requirements'.

| Facility | Facility Access | Outstanding Requirements |
|-------------------------------------|-----------------|--|
| Sacred Alaska Regional (Sales Demo) | No | Credential: Seasonal Flu Vaccine Credential: Radiation Exposure |
| Sacred Memorial (Hosp Demo) | No | Policy: New Policy 2015 Credential: Office of Foreign Assets Control (OFAC) Check Credential: Office of Inspector General (OIG) Check Credential: System Award Management (SAM) - Excluded Parties List System (EPLS) Check |

Set Policy Requirements by Environmental Exposure:

Facility Host Administrators may set a policy requirement specifically for those HCIRs / Reps who answer “Yes” to their *Radiation Exposure Scope of Service* survey question.

From your SEC³URE Home:

- Pull down the Administration menu and select **New Policy Generator**
- Use the drop-downs to select **System > Division > (specific) Facility**
- From the resulting search list, check the policy you wish to set and then **Set Policy Requirements** button
- On the *Set Policy Requirements* page, scroll to the bottom of the page. Under *Rep Environmental Exposure*, choose how you want the policy applied to the HCIRs / Reps who are potentially exposed to radiation and then select the **Update Policy Requirements** button.

Those HCIRs / Reps will now be required to act on this policy.

The screenshot shows the IntelliCentrics Facility Area interface. The top navigation bar includes links for Home, Profile, REP Tools, REP Icons, Administration, Visitor Management, and Help & Resources. The Administration menu is open, showing options like Manage Users, Manage Credential Overrides, Manual Check-in Options, Facility Branding Options, Credential Requirements, The Policy Generator, Exemption Request Reviews, and Facility System. The Policy Generator option is highlighted. Below the menu, the Policies Filter section is visible, showing filters for System (Demonstration Group), Division (saturday), and Facility (Sacred Memorial (Hosp Demo)). A table of policies is shown, with one entry selected: Sacred Memorial DNA Emergency Evacuation.

Check Policy and then
Set Policy Requirements

The screenshot shows the Set Policy Requirements page for the Sacred Memorial DNA Emergency Evacuation policy. The page title is "Set Policy Requirements". Below the title, it says "You are setting the Policy Requirements for System: Demonstration Group Division: saturday Facility: Sacred Memorial (Hosp Demo)". The main section is titled "Assign policies to each rep category." and contains three radio button options: Not Required, Distribution, and Required. The Required option is selected. Below this, there is a table of rep categories with their respective policy requirements. The table has columns for Rep Role & Zone, Policy Requirement, and Rep Environmental Exposure. The Rep Environmental Exposure column has three radio button options: Not Required, Distribution, and Required. The Required option is selected for the Radiation Exposure category. At the bottom of the page, there are buttons for Back, Cancel, and Update Policy Requirements.

Set policy requirement by
Rep Environmental Exposure factor

Rep Compliance Report: Reps Exposed to Radiation

This report shows compliance statuses of the Healthcare Industry Reps (HCIRs) with access to your facilities. Use this report to monitor and manage reps with potential compliance concerns.

IntelliCentrics Facility Area

Welcome: Stephen Tinsley (ID: 778887) | Logout

Concierge Manager: Michelle McClain
Email: mmcclain@intellcentrics.com
Direct Line: 972-316-6517
Concierge Overview: **Not on File**

Home | Profile | REPTools | REPacore | Administration | Visitor Management | Help & Resources

Rep Compliance Report

Check Rep In or Out
Find Rep by Email Address
REPsearch
Facility Visits Report
NEW Facility Visits Report
Rep Roster Report
Rep Compliance Report
NEW Rep Compliance Report
Rep Category Report

Rep Compliance Report

Facility Access by Rep Category

Select a facility and a rep category to view the reps' compliance and entry statuses. Please note: Depending on the number of reps in your selected category, the report may take several minutes to complete.

Facility: Sacred Memorial (Hosp Demo)
(Selecting a new facility will reset your results)

Rep Category: All

Rep Exposed to Radiation: ☐ Yes ☐ No ☐ Not-Yet-Answered ☒ All

Company: All

Compliance Status: ☐ Non-compliant ☐ Compliant ☒ All

Revoked Status: ☐ Non-revoked ☐ Revoked ☒ All

Visit Period: 365 days

Search

Choose an action from the drop down menu below, select the appropriate reps, and click Perform Action. When the dialog box opens, add the necessary details to complete the action.

Actions: Send Message via Email | Select: Current Page | All Pages | Unselect All | Perform Action

All--Sacred Memorial (Hosp Demo)

Rep Compliance

Show: All entries

Search:

| Na | Company | Rep Category | Orig. Attach Date | Facility Access | REPScore | Outstanding Requirements |
|---|-----------------|------------------------------|-------------------|-----------------|----------|---|
| <input checked="" type="checkbox"/> Bruce Wayne | IntelliCentrics | Vendor Rep with access to OR | 2015-04-29 | No | 75 % | Credential: Hepatitis B Credential: Proof of Employer General Liability Coverage Credential: Evidence of Employer Product/Service Competency Credential: Radiation Exposure Policy: Test Policy 9-23-2016 Credential: Children Dev |

Select Rep(s) and then take **Actions**

Select Facility & Rep criteria and **Search**

Rep's Outstanding **Credential Requirements**

In SEC³URE, pull down the **REPTools** menu and then select **Rep Compliance Report**. Select the various search criteria and then **Search**.

Use the **Show** dropdown under the *Rep Compliance* table to list from 10 to ALL results.

Sort the results ▲ *ascending* or ▼ *descending* by selecting the column headers. Use Type-ahead **Search** to narrow the results listed in the tables (e.g., by *Company*).

Select individual reps by checking their corresponding checkboxes or select the links to select all on just the **Current Page** or **All Pages**.

Use the dropdown to perform **Actions** for the selected reps:

- Add a REPScore Event
- Export to Excel/CSV File
- Request and Info Review
- Revoke Facility Access
- Send Message via Email

KEY TIP: You may filter your HCIR / Rep population by selecting from **Rep Exposed to Radiation**.

Credential / Policy Expiry Report:

Use the **Credential/Policy Expiry Report** to review HCIR / Rep compliance and facility entry status. Look specifically for compliance to the **Radiation Exposure** credential.

IntelliCentrics Facility Area

Welcome: [User Name] | Logout

- Host Support Specialist: 817-SEC3URE (732-3873), Option 3 hostsupport@intellcentrics.com
- Inside Sales: 817-SEC3URE (732-3873), Option 9 sales@intellcentrics.com
- Implementation Team: 817-SEC3URE (732-3873), Option 7 implementationteam@intellcentrics.com
- Concierge Overview: On File

Home | Profile | REPtools | REPscore | Administration | Visitor Management | Help & Resources

Action Alert

- Outstanding Implementation Requirements
- Credential Exemption Request to Review

Quick Links

- Find Rep Login ID
- REPsearch / Add REPScore
- Help Documents
- Facility Dashboard
- Contact Us

Your Facilities

- Sacred Alaska Regional (Sales Demo) Compliance Score: 0%
- Development Facility (Tech Demo) Compliance Score: 40%

Credential/Policy Expiry Report

Select a facility and a rep category to view the reps' compliance and entry statuses. Please note: Depending on the number of reps in your selected category, the report may take several minutes to complete.

Facility: Sacred Memorial (Hosp Demo)

Credential: Credential: Radiation Safety Training

Policy: All

Rep Category: All

Compliance Status: ☐ Non-compliant ☐ Compliant ☒ All

Revoked Status: ☐ Non-revoked ☐ Revoked ☒ All

Visit Period: 90 days

Select Facility & Rep criteria and Search

Actions: Send Message via Email | Select: Current Page | All Pages | Unselect All | **Perform Action**

All--Sacred Memorial (Hosp Demo)

Credential/Policy Expiry

| Name | Company | Rep Category | Orig. Attach Date | Facility Access* | Expiring Credentials/Policies in The Next 30 Days |
|---|-------------------------|---|-------------------|------------------|---|
| <input checked="" type="checkbox"/> flow.support | Shockwave Medical, Inc. | Vendor Rep with access to OR | 2015-04-29 | Yes | |
| <input checked="" type="checkbox"/> melted.unwieldy | IntelliCentrics | Delivery Person with access to Facility | 2016-05-25 | Yes | |

Showing 1 to 2 of 2 entries

Previous 1 Next

From your SEC³URE Home:

- Pull down the **REPtools** menu and select **Credential/Policy Expiry Report**
- Select the specific **Facility**, and then choose from the other report parameters (*look specifically for **Credential: Radiation Exposure***) and then the **Show Reps >>** button
Note: This report may take several minutes depending on the number of HCIRs / Reps attached to the facility.

In the results table, you may:

- Select the name to view the individual's Rep Dashboard
- Check the names and then **Perform Action** on those selected HCIRs / Reps (*Export results to Excel/CSV, Add REPScore Event, Request Info Review, Revoke Facility Access, or Send Message via Email*)

KEY TIP: Click on the column names to sort the results
▲ ascending or ▼ descending.

KEY TIP: Use your browser's Search/Find feature to indicate any Radiation Exposure credentials that are expiring in the next 30 days.

Select Rep(s) and then take **Actions**

Look for **Credential: Radiation Exposure** and the date it will expire for the HCIR / Rep

Facility Radiation Exposure Report:

The **Facility Radiation Exposure Report** shows you HCIR / Rep compliance for both *Radiation Exposure* and *Radiation Training* credentials in your facilities. Monitor your HCIR / Rep populations and quickly respond to radiation exposure events.

Select Facility & Rep radiation criteria and Search

Facility Radiation Report

Select a facility to view the radiation exposure for the reps attached to your facilities where the radiation exposure and safety training credentials are required. This will list compliant and non-compliant reps as well as whether they are above or below NRC radiation exposure limit levels.

Facility: Sacred Memorial (Hosp Demo)

Facility Radiation Compliance: ☒ All ☐ Non-compliant ☐ Compliant

Revoked Status: ☒ All ☐ Non-revoked ☐ Revoked

Visit Period: Do not apply

Exposure: ☒ All ☐ Exposure Data on File ☐ Exposure Data above NRC limits

Search

Please note: Facility Access assumes the facility is live and entry requirements are being enforced.

Choose an action from the drop down menu below, select the appropriate reps, and click Perform Action. When the dialog box opens, add the necessary details to complete the action.

Actions: Send Message via Email Select: Current Page | All Pages | Unselect All Perform Action

| Name | Company | Rep Category | Radiation Exposure Compliance Status | Radiation Training Compliance Status |
|--|------------------------------|--|--------------------------------------|--------------------------------------|
| <input type="checkbox"/> melted unwieldy | IntelliCentrics | Delivery Person with access to Facility | ✓ | ✓ |
| <input type="checkbox"/> somber sad | IntelliCentrics | Tissue Rep with access to OR | ✓ | ✓ |
| <input checked="" type="checkbox"/> roll curved | Test | Vendor Rep with access to Admin Offices/Purchasing | ✗ | ✗ |
| <input type="checkbox"/> pear hose | IntelliCentrics | Vendor Rep with access to OR | ✓ | ✓ |
| <input checked="" type="checkbox"/> combative spooky | IntelliCentrics | Vendor Rep with access to OR | ✗ | ✗ |
| <input checked="" type="checkbox"/> minute noisy | IntelliCentrics | Vendor Rep with access to OR | ✗ | ✗ |
| <input checked="" type="checkbox"/> marked berserk | IntelliCentrics | Vendor Rep with access to OR | ✗ | ✗ |
| <input checked="" type="checkbox"/> flow support | IntelliCentrics | Vendor Rep with access to OR | ✗ | ✗ |
| <input checked="" type="checkbox"/> bulb accept | American Alarm Systems, Inc. | Vendor Rep with access to OR | ✗ | ✗ |
| <input checked="" type="checkbox"/> apparel field | Eric Price Custom Painting | Vendor Rep with access to OR | ✗ | ✗ |

Showing 1 to 10 of 12 entries

From your SEC³URE Home:

- Pull down the **REptools** menu and select **Facility Radiation Exposure Report**
- Select the specific **Facility**, choose any of the other report parameters and then **Search**.

In the results table:

- Green checkmarks indicate the Rep is compliant for either the *Radiation Exposure* and/or the *Radiation Training* credentials.
- Select the name to launch the individual's Rep Dashboard and then **View Existing Credentials**
- Check the names and then **Perform Action** on those selected HCIRs / Reps (*Export results to Excel/CSV, Add REPscore Event, Request Info Review, Revoke Facility Access, or Send Message via Email*)

KEY TIP: This report shows only facilities with radiation exposure or radiation training credentials as a requirement.

NRC ALARA Guidelines | Yearly & Quarterly Limits

Body DDE > 5,000 mrem yr. > 1,250 mrem qtr.

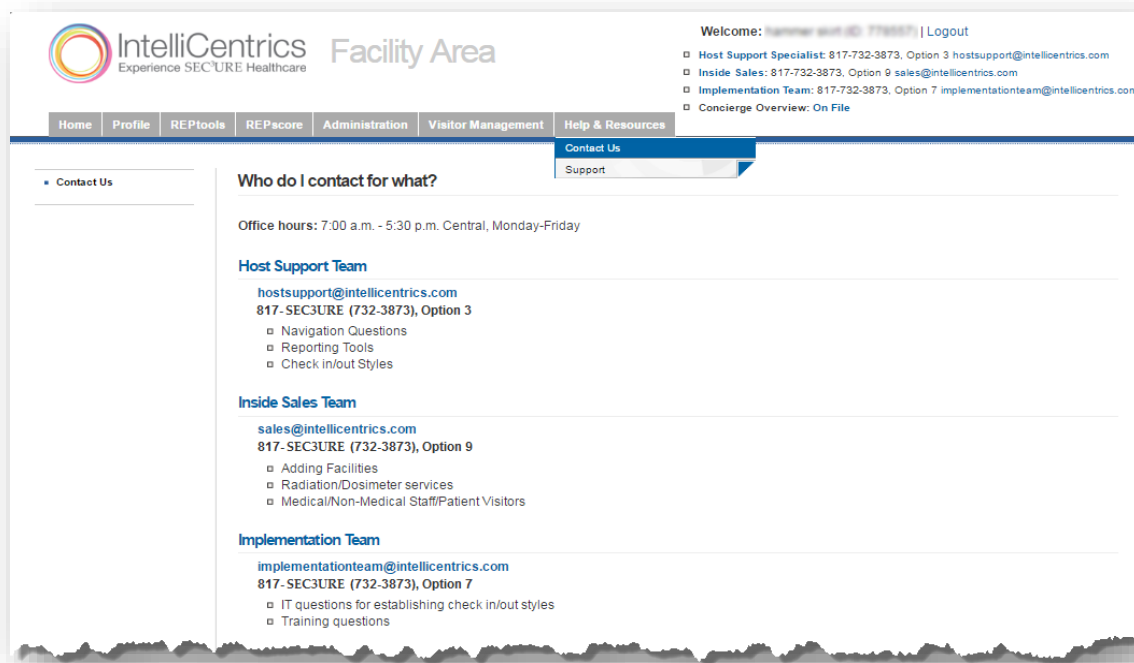
Eye LDE > 15,000 mrem yr. > 3,750 mrem qtr.

Extremity SDE > 50,000 mrem yr. > 12,500 mrem qtr.

Look for **green ✓** and **red ✗** to denote radiation compliance

Support

For additional facility support, please call us at 817-SEC3URE (732-3873), fill out an online [facility support inquiry](#), or email the [Host Support Team](#) directly.



Additional Facility Roles:

IntelliCentrics is a community of professionals, patients, their families, and facilities, working together to achieve a safe and SEC³URE healthcare experience. Contact [IntelliCentrics Marketing](#) to find out how to expand your facility's SEC³URE environment.

| | | | | | | | |
|-------|----------------|----------|---------|----------|--------------|------------|-----------------|
| HCIRs | Medical | Clinical | Nursing | Pharmacy | Non-clinical | Executives | Patient Visitor |
|-------|----------------|----------|---------|----------|--------------|------------|-----------------|

Thank you for your interest in expanding your facility's safety and security. The group you have selected is not included in your current SEC3URE services. In order to SEC3URE this group, please dial 817-SEC3URE (732-3873) or email marketing@IntelliCentrics.com. It is most helpful if your email includes the contact name and department for group who might be interested in the expanded service. Your information will be provided to the appropriate IntelliCentrics team member who